

Signify Classified - Internal
Cooper Lighting Solutions Photometric Lab
1121 Highway 74 South
Peachtree City, GA 30269



Scaled data based on original data using
LM-79-2019 Approved Method: Electrical and Photometric Measurements of Solid-
State Lighting Products

Test Report Prepared for
Cooper Lighting Solutions

Brand: CORELITE

Report Number: P958964

Luminaire Tested: CB2-B-030U-120D-830-1D-UNV-STD-W-4

Issue Date: 2/12/2025

Test Information

Test Method: LM-79-2019
Report Number: P958964
REPORT IS SCALED FROM IESNA LM-79-08 TEST DATA (G2-2405-119-1, G2-2312-242-18)
Test Lab: INNOVATION CENTER
Issue Date: 2/12/2025
Manufacturer: COOPER LIGHTING SOLUTIONS
Product Line: CORELITE
Catalog Number: CB2-B-030U-120D-830-1D-UNV-STD-W-4
Description: CORELITE BASIC SLOT LED LUMINAIRE, BATWING UPLIGHT
2-INCH APERTURE
DOWNLIGHT 1200 LUMENS PER FOOT
UPLIGHT 300 LUMENS PER FOOT
Light Source: 3000K CCT, 80 CRI LEDS
Ballast/Driver: ELECTRONIC DRIVER

Summary

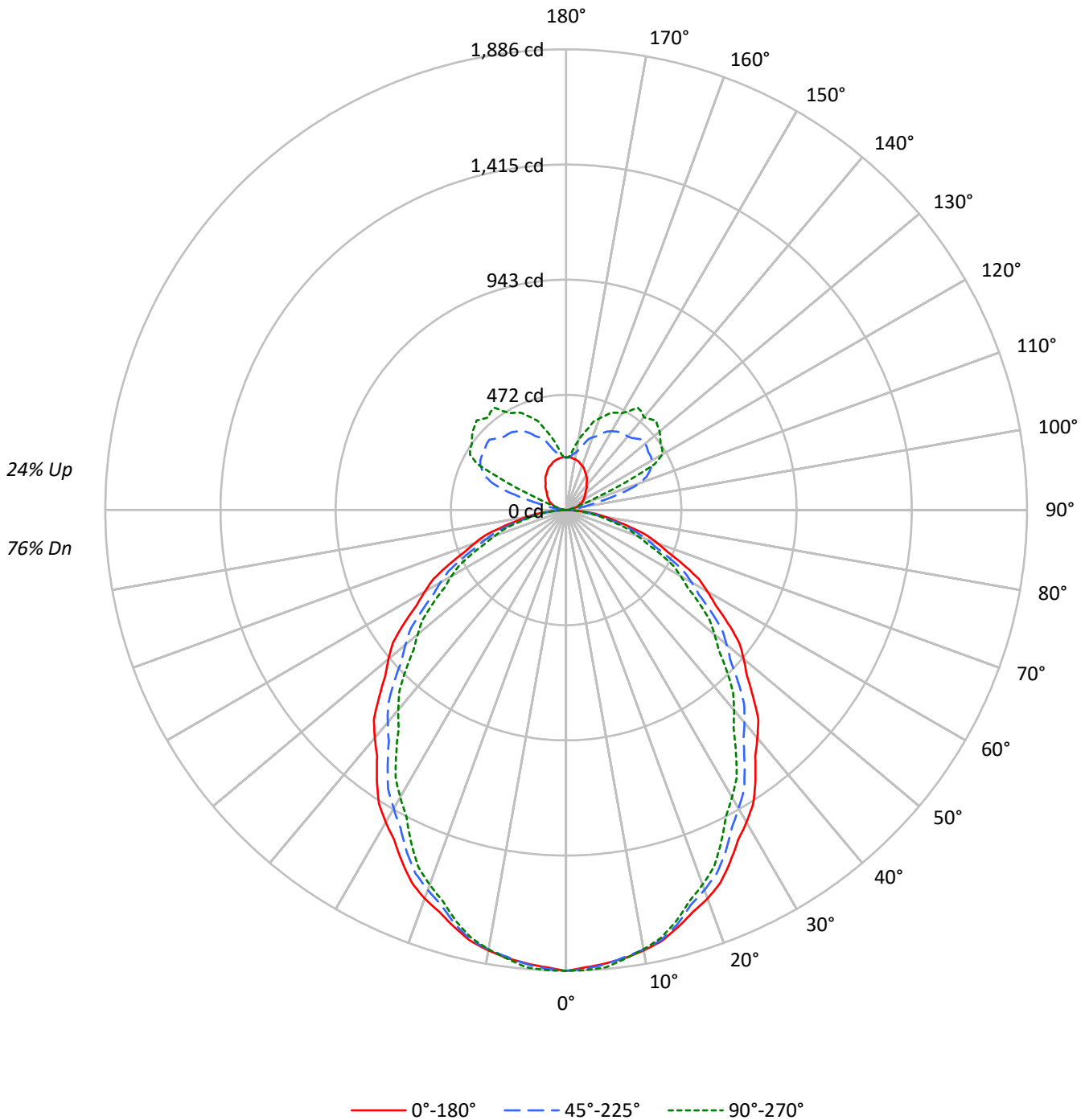
Lumens per Lamp: N/A
Luminaire Lumens: 5814.9 lumens
Efficiency: N/A
Efficacy: 112.7 lumens/watt
Spacing Criteria (0/90/45): 1.17 / 1.09 / 1.24
Luminous Opening: Rectangular (W 0.15' x L: 4' x H: 0')
CIE Type: Semi-Direct

Input Watts (W): 51.6
Input Voltage (V): 120
Input Current (A_{in}): NR
Voltage Rise (V): NR
Power Factor: NR
Total Harmonic Distortion (THDi): NR
Frequency (hertz): 60
Stabilization Time: NR
Operation Time: NR
Ambient Temperature (°C): NR
Test Distance: 24 FT



TEST NUMBER: P958964
CATALOG NUMBER: CB2-B-030U-120D-830-1D-UNV-STD-W-4

Luminous Intensity Polar Plot





TEST NUMBER: P958964

CATALOG NUMBER: CB2-B-030U-120D-830-1D-UNV-STD-W-4

COEFFICIENT OF UTILIZATION - ZONAL CAVITY METHOD:

RF	20				20				20				20				20				
RC	80				70				50				30				10			0	
RW	70	50	30	10	70	50	30	10	50	30	10	50	30	10	50	30	10	50	30	10	0
RCR																					
0	113	113	113	113	108	108	108	108	98	98	98	88	88	88	80	80	80	80	80	80	76
1	104	99	95	92	99	95	91	88	86	83	81	78	76	74	71	69	68	68	68	68	64
2	95	87	81	76	90	83	78	73	76	71	68	69	66	62	63	60	58	58	58	54	54
3	87	77	69	63	82	74	67	61	67	62	57	61	57	53	56	52	49	49	49	46	46
4	80	68	60	54	75	66	58	52	60	54	49	55	50	46	50	46	43	43	43	40	40
5	73	61	53	47	70	59	51	45	54	48	43	49	44	40	45	41	38	38	38	35	35
6	68	55	47	41	64	53	45	40	49	42	38	45	40	35	41	37	33	33	33	31	31
7	63	50	42	36	60	48	41	35	45	38	33	41	36	32	38	33	30	30	30	27	27
8	58	46	38	32	56	44	37	31	41	34	30	38	32	28	35	30	27	27	27	25	25
9	55	42	34	29	52	40	33	28	38	31	27	35	29	26	32	28	24	24	24	22	22
10	51	39	31	26	49	37	30	26	35	29	25	32	27	23	30	25	22	22	22	20	20

AVERAGE LUMINANCE (cd/sqm):

	0°	45°	90°
0°	32854	32854	32854
5°	32576	32627	32854
10°	32390	32314	32289
15°	31878	31669	31410
20°	31376	30679	30251
25°	30533	29672	28840
30°	29687	28380	27306
35°	28715	27057	25766
40°	27684	25813	24301
45°	26647	24514	22876
50°	25712	23246	21485
55°	24560	21930	20175
60°	23245	20678	18866
65°	21847	19288	17561
70°	20299	17727	15889
75°	18466	16037	14388
80°	16520	14052	13039
85°	12710	11551	9532

MAXIMUM LUMINANCE 45°-90°:

Horizontal Angle: 0°
 Vertical Angle: 45°
 Luminance: 26647 cd/sqm



TEST NUMBER: P958964
 CATALOG NUMBER: CB2-B-030U-120D-830-1D-UNV-STD-W-4

ZONAL LUMENS:

Zone	Lumens	% Fixture
0°-10°	177.4	3.1
10°-20°	494.5	8.5
20°-30°	711.0	12.2
30°-40°	799.1	13.7
40°-50°	771.9	13.3
50°-60°	652.2	11.2
60°-70°	468.5	8.1
70°-80°	256.1	4.4
80°-90°	68.0	1.2
90°-100°	16.1	0.3
100°-110°	100.0	1.7
110°-120°	252.2	4.3
120°-130°	303.2	5.2
130°-140°	274.9	4.7
140°-150°	219.2	3.8
150°-160°	149.5	2.6
160°-170°	79.1	1.4
170°-180°	22.0	0.4
0°-30°	1382.8	23.8
0°-40°	2182.0	37.5
0°-60°	3606.1	62.0
0°-90°	4398.7	75.6
90°-120°	368.4	6.3
90°-150°	1165.6	20.0
90°-180°	1416.0	24.4
0°-180°	5814.9	100.0

CANDELA DISTRIBUTION:

	0°	22.5°	45°	67.5°	90°	Flux
0°	1886	1886	1886	1886	1886	
5°	1863	1889	1866	1866	1879	177
15°	1768	1783	1756	1739	1742	498
25°	1589	1590	1544	1509	1501	731
35°	1350	1335	1272	1223	1212	844
45°	1082	1059	995	943	929	836
55°	809	779	722	677	664	723
65°	530	510	468	435	426	526
75°	274	258	238	219	214	294
85°	64	59	58	50	48	76
90°	0	0	0	0	0	3
95°	8	21	6	5	5	11
105°	41	114	165	42	28	43
115°	71	156	377	351	268	69
125°	92	189	412	468	471	82
135°	115	210	412	483	518	90
145°	148	220	389	469	511	92
155°	179	225	346	418	439	83
165°	203	222	280	329	345	57
175°	216	218	222	226	230	20
180°	216	216	216	216	216	



TEST NUMBER: P958964

CATALOG NUMBER: CB2-B-030U-120D-830-1D-UNV-STD-W-4

CANDELA DISTRIBUTION (FULL):

	0°	22.5°	45°	67.5°	90°
0°	1886.3	1886.3	1886.3	1886.3	1886.3
2.5°	1873.6	1896.2	1879.4	1881.8	1885.2
5°	1863.2	1888.6	1866.1	1866.4	1879.1
7.5°	1849.9	1873.9	1845.6	1840.4	1852.2
10°	1831.4	1855.4	1827.1	1817.2	1825.7
12.5°	1807.2	1830.0	1802.8	1787.1	1794.5
15°	1767.9	1783.4	1756.3	1739.1	1741.9
17.5°	1725.1	1734.7	1695.7	1681.2	1678.3
20°	1692.8	1701.2	1655.2	1634.9	1632.1
22.5°	1651.2	1658.5	1610.2	1585.2	1581.3
25°	1588.8	1590.2	1544.0	1509.1	1500.7
27.5°	1523.5	1519.0	1467.7	1426.5	1415.5
30°	1476.1	1470.5	1411.1	1367.6	1357.7
32.5°	1425.3	1415.1	1355.7	1308.6	1298.8
35°	1350.5	1334.9	1272.5	1223.1	1211.8
37.5°	1270.7	1253.2	1191.9	1138.1	1125.4
40°	1217.6	1197.8	1135.3	1081.5	1068.8
42.5°	1164.4	1142.4	1078.6	1024.9	1011.0
45°	1081.8	1059.2	995.2	942.8	928.7
47.5°	1003.2	974.4	912.2	860.2	846.1
50°	948.9	917.9	857.9	807.1	792.9
52.5°	893.5	861.3	803.6	755.1	740.9
55°	808.8	779.2	722.2	677.1	664.4
57.5°	725.1	696.5	644.5	601.4	589.0
60°	667.3	643.3	593.6	552.9	541.6
62.5°	611.8	590.1	542.8	505.6	494.3
65°	530.1	510.3	468.0	434.6	426.1
67.5°	450.6	430.9	396.6	366.6	357.0
70°	398.6	378.9	348.1	320.5	312.0
72.5°	349.0	328.1	303.0	277.8	271.5
75°	274.4	257.5	238.3	219.4	213.8
77.5°	208.6	192.2	178.2	164.9	163.5
80°	164.7	150.5	140.1	131.4	130.0
82.5°	123.1	112.3	105.4	99.1	98.8
85°	63.6	59.3	57.8	50.5	47.7
87.5°	18.5	18.5	16.2	13.9	13.9
90°	0.0	0.0	0.0	0.0	0.0
92.5°	2.2	3.7	1.5	1.5	1.5
95°	8.4	21.1	6.5	4.6	4.6
97.5°	17.5	50.5	35.1	9.4	8.2
100°	24.2	73.2	60.4	13.9	11.1
102.5°	30.8	93.0	95.3	22.0	17.1
105°	40.9	114.5	165.4	41.5	27.9
107.5°	50.7	128.5	253.4	85.6	51.7
110°	56.7	136.6	319.6	133.5	79.9



TEST NUMBER: P958964

CATALOG NUMBER: CB2-B-030U-120D-830-1D-UNV-STD-W-4

CANDELA DISTRIBUTION (continued):

	0°	22.5°	45°	67.5°	90°
112.5°	62.6	144.7	356.0	214.0	137.9
115°	70.6	156.0	377.2	351.1	267.5
117.5°	77.3	166.3	395.4	434.2	409.7
120°	81.8	174.4	405.0	446.1	454.3
122.5°	86.2	180.3	410.2	450.7	466.2
125°	92.0	189.2	411.5	468.3	471.0
127.5°	97.7	195.8	417.7	484.4	485.7
130°	102.2	200.3	423.6	489.8	499.8
132.5°	107.4	204.0	425.8	492.9	508.0
135°	115.2	209.7	412.5	482.9	518.4
137.5°	125.0	213.7	399.6	482.7	505.5
140°	131.0	214.6	393.0	493.3	495.1
142.5°	137.7	216.9	391.5	492.2	507.8
145°	147.7	220.4	389.2	469.2	510.9
147.5°	157.7	222.6	380.7	443.8	480.3
150°	164.4	223.5	372.5	435.3	458.0
152.5°	171.1	224.3	362.1	430.0	449.1
155°	179.3	224.7	346.5	417.6	439.4
157.5°	187.8	223.6	327.7	395.0	418.8
160°	192.3	222.3	315.9	378.6	399.5
162.5°	196.8	221.6	305.4	357.1	381.6
165°	203.4	222.5	279.6	329.2	344.7
167.5°	207.9	221.7	255.5	296.1	317.9
170°	210.9	221.8	240.6	270.7	288.9
172.5°	213.1	218.2	231.7	247.6	259.9
175°	215.5	218.2	222.0	225.8	230.4
177.5°	216.3	217.7	214.8	214.1	215.5
180°	215.5	215.5	215.5	215.5	215.5

LM-79-2019: Approved Method: Electrical and Photometric Measurements of Solid-State Lighting Products

Report Prepared for

Cooper Lighting Solutions

CORELITE

Report Number: SP1-2312-242-1

Test Date: 01/31/2024

Luminaire Tested: CB2-055U055D-830-1D-UNV-STD-D-W-4

Data in this report applies to families of products including CB2-055U055D-830-1D-UNV-STD-D-W-4.

Test Information

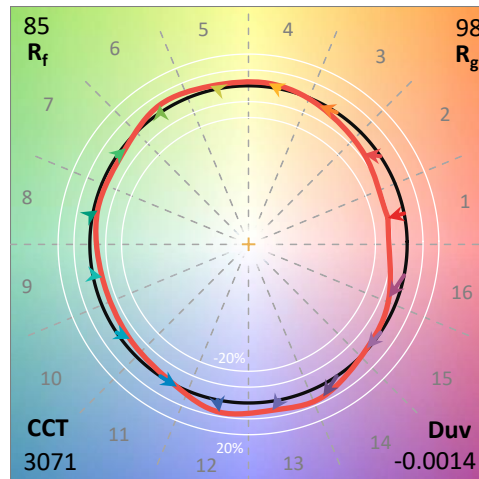
Test Method: LM-79-2019
 Report Number: SP1-2312-242-1
 Test Lab: COOPER LIGHTING SOLUTIONS
 Photometer: SP1 - 76IN SPHERE
 Measurement Geometry: 4π
 Issue Date: 01/31/2024
 Manufacturer: COOPER LIGHTING SOLUTIONS
 Product Line: CORELITE
 Catalog Number: **CB2-055U055D-830-1D-UNV-STD-D-W-4**
 Description: CORELITE BASIC 2-INCH SUSPENDED LED LUMINAIRE. 550 LUMENS PER FOOT UPLIGHT, 550 LUMENS PER FOOT DOWNLIGHT

UPLIGHT, 550 LUMENS PER FOOT DOWNLIGHT

Spectral Parameters

CCT (K): 3071
 CIE u': 0.2486
 CIE v': 0.5180
 Duv: -0.0014
 CIE x: 0.4300
 CIE y: 0.3983
 CIE z: 0.1717
 Peak Wavelength (nm): 603
 Dominant Wavelength (nm): 583
 Purity: 48.7
 Rf: 85.3
 Rg: 97.6

CRI (Ra):	83.9		
R1:	82.7	R9:	12.3
R2:	91.6	R10:	81.0
R3:	96.5	R11:	83.0
R4:	82.7	R12:	73.2
R5:	83.1	R13:	84.9
R6:	89.9	R14:	98.7
R7:	83.5		
R8:	61.5		



Test Conditions

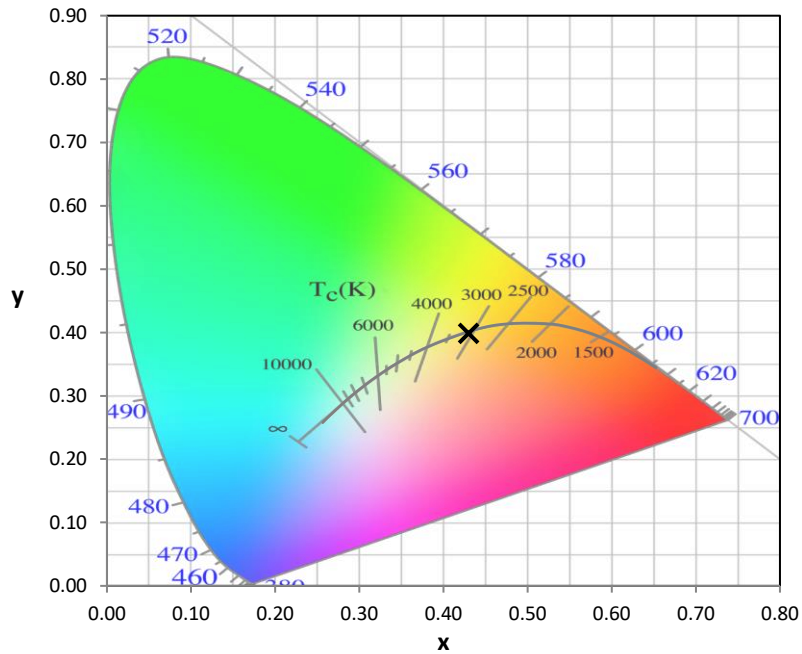
Stabilization Time: 26M
 Operation Time: 12H
 Room Temperature (°C) / RH%: 25.8/25%
 Sphere Temperature (°C): 25.2

REPORT NUMBER: SP1-2312-242-1

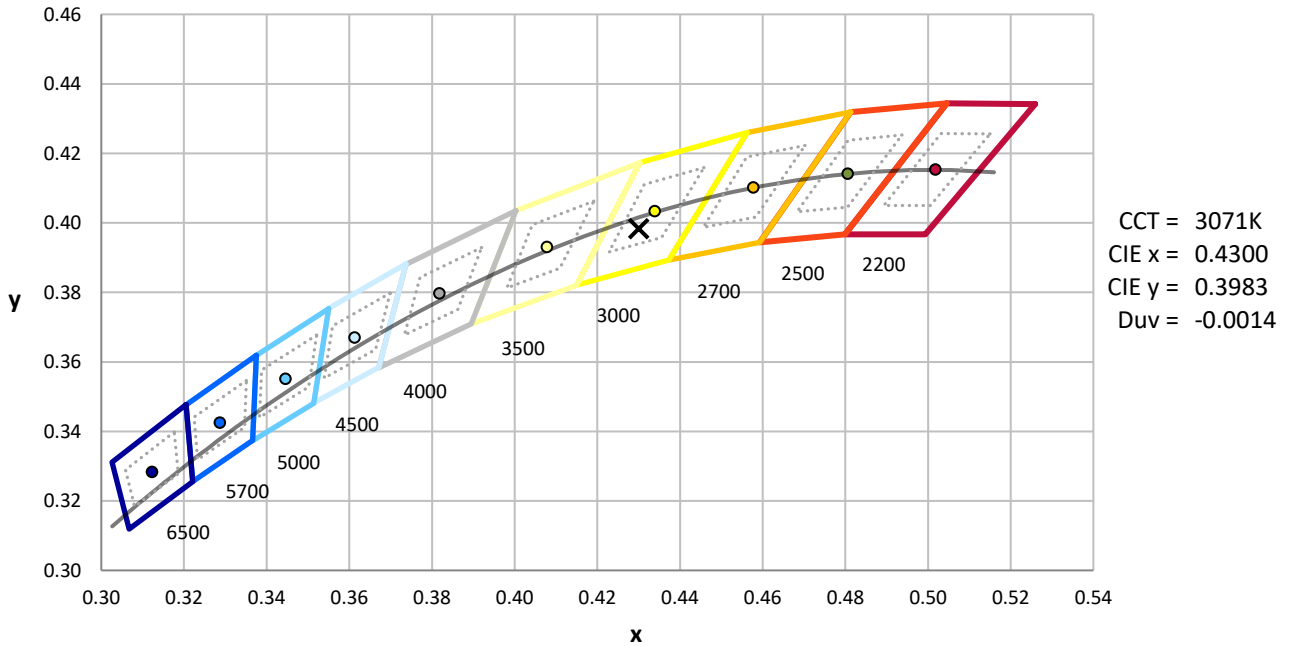
Measurement and Test Equipment			
Instrument	Identification Number	Calibration Date	Calibration Due Date
Photometer	76INCH SPHERE IN0058	8/9/2023	2/9/2024
Power Meter	XITRON 2801 IN0071	10/23/2023	10/23/2024
AC Power Source	CHROMA 61603 IN0063	10/24/2023	10/24/2024
DC Power Source	AGILENT E3634A IN0208	10/24/2023	10/24/2024
Sphere Thermometer	ONSET IN0085	10/24/2023	10/24/2024
Room Thermometer	ONSET IN0046	10/24/2023	10/24/2024

REPORT NUMBER: SP1-2312-242-1

CIE 1931 Chromaticity Diagram



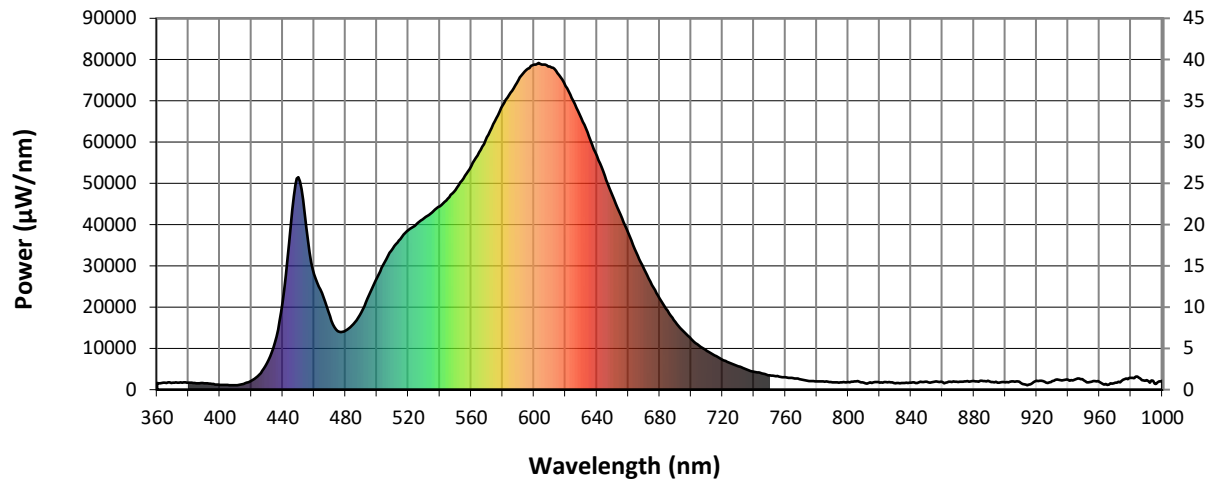
CIE 1931 Chromaticity Diagram with 2017 ANSI 7-Step and 4-Step Quadrangles



Point lies inside the ANSI 3000K 4-step quadrangle

REPORT NUMBER: SP1-2312-242-1

Photopic Flux vs. Wavelength

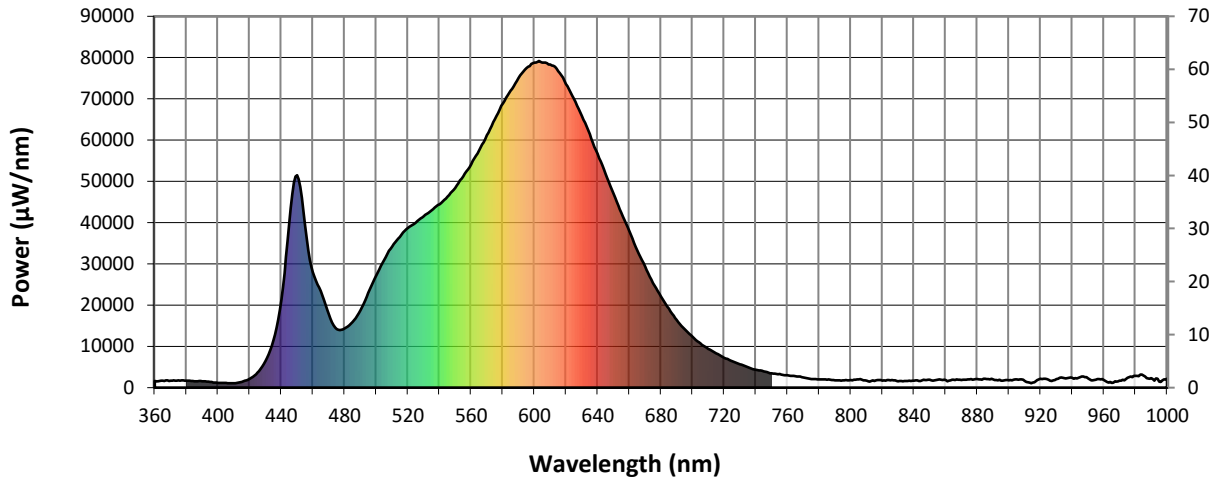


#####

λ (nm)	Power ($\mu\text{W}/\text{nm}$)	Lumens (ϕ/nm)	λ (nm)	Power ($\mu\text{W}/\text{nm}$)	Lumens (ϕ/nm)	λ (nm)	Power ($\mu\text{W}/\text{nm}$)	Lumens (ϕ/nm)	λ (nm)	Power ($\mu\text{W}/\text{nm}$)	Lumens (ϕ/nm)	λ (nm)	Power ($\mu\text{W}/\text{nm}$)	Lumens (ϕ/nm)
360	1638	NR	490	18774	NR	620	73569	NR	750	3454	NR	880	2051	NR
365	1662	NR	495	22975	NR	625	70020	NR	755	3312	NR	885	2153	NR
370	1656	NR	500	27096	NR	630	65803	NR	760	3014	NR	890	2009	NR
375	1770	NR	505	30929	NR	635	61387	NR	765	2769	NR	895	1712	NR
380	1729	NR	510	34180	NR	640	56660	NR	770	2504	NR	900	1761	NR
385	1518	NR	515	36518	NR	645	51817	NR	775	2115	NR	905	1983	NR
390	1548	NR	520	38707	NR	650	46959	NR	780	2019	NR	910	1641	NR
395	1397	NR	525	40022	NR	655	42381	NR	785	1959	NR	915	1210	NR
400	1152	NR	530	41531	NR	660	37988	NR	790	1801	NR	920	2137	NR
405	1114	NR	535	42959	NR	665	33226	NR	795	1791	NR	925	1888	NR
410	1082	NR	540	44456	NR	670	29309	NR	800	1854	NR	930	2049	NR
415	1365	NR	545	46323	NR	675	25362	NR	805	2036	NR	935	2328	NR
420	2134	NR	550	48405	NR	680	22111	NR	810	1669	NR	940	2366	NR
425	3614	NR	555	51180	NR	685	19110	NR	815	1640	NR	945	2536	NR
430	6425	NR	560	54143	NR	690	16401	NR	820	1697	NR	950	2198	NR
435	11468	NR	565	57516	NR	695	14174	NR	825	1795	NR	955	1936	NR
440	21323	NR	570	61145	NR	700	12303	NR	830	1560	NR	960	1858	NR
445	39520	NR	575	65023	NR	705	10670	NR	835	1592	NR	965	1183	NR
450	51461	NR	580	68883	NR	710	9399	NR	840	1683	NR	970	1720	NR
455	39205	NR	585	71953	NR	715	8320	NR	845	1780	NR	975	2378	NR
460	27949	NR	590	75087	NR	720	7212	NR	850	1939	NR	980	2863	NR
465	23410	NR	595	77461	NR	725	6424	NR	855	1958	NR	985	2933	NR
470	17812	NR	600	78820	NR	730	5661	NR	860	1851	NR	990	2307	NR
475	14177	NR	605	78757	NR	735	4959	NR	865	1941	NR	995	1431	NR
480	14309	NR	610	78335	NR	740	4317	NR	870	1825	NR	1000	2153	NR
485	15862	NR	615	76712	NR	745	3947	NR	875	2023	NR			

REPORT NUMBER: SP1-2312-242-1

Scotopic Flux vs. Wavelength



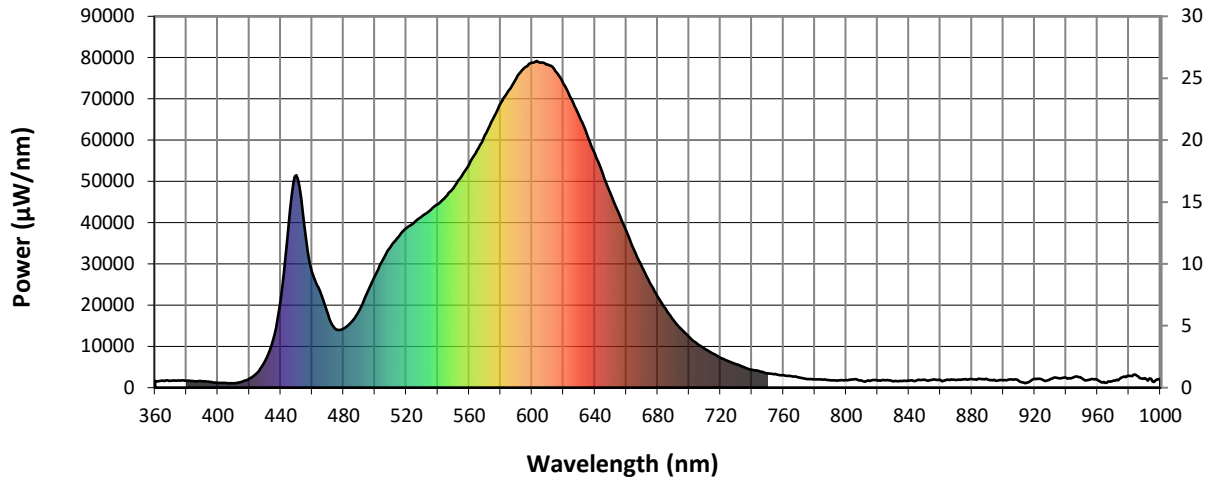
Scotopic Lumens: 5426.6

S/P: 1.39

λ (nm)	Power (µW/nm)	Lumens (φ/nm)	λ (nm)	Power (µW/nm)	Lumens (φ/nm)	λ (nm)	Power (µW/nm)	Lumens (φ/nm)	λ (nm)	Power (µW/nm)	Lumens (φ/nm)	λ (nm)	Power (µW/nm)	Lumens (φ/nm)
360	1638	NR	490	18774	NR	620	73569	NR	750	3454	NR	880	2051	NR
365	1662	NR	495	22975	NR	625	70020	NR	755	3312	NR	885	2153	NR
370	1656	NR	500	27096	NR	630	65803	NR	760	3014	NR	890	2009	NR
375	1770	NR	505	30929	NR	635	61387	NR	765	2769	NR	895	1712	NR
380	1729	NR	510	34180	NR	640	56660	NR	770	2504	NR	900	1761	NR
385	1518	NR	515	36518	NR	645	51817	NR	775	2115	NR	905	1983	NR
390	1548	NR	520	38707	NR	650	46959	NR	780	2019	NR	910	1641	NR
395	1397	NR	525	40022	NR	655	42381	NR	785	1959	NR	915	1210	NR
400	1152	NR	530	41531	NR	660	37988	NR	790	1801	NR	920	2137	NR
405	1114	NR	535	42959	NR	665	33226	NR	795	1791	NR	925	1888	NR
410	1082	NR	540	44456	NR	670	29309	NR	800	1854	NR	930	2049	NR
415	1365	NR	545	46323	NR	675	25362	NR	805	2036	NR	935	2328	NR
420	2134	NR	550	48405	NR	680	22111	NR	810	1669	NR	940	2366	NR
425	3614	NR	555	51180	NR	685	19110	NR	815	1640	NR	945	2536	NR
430	6425	NR	560	54143	NR	690	16401	NR	820	1697	NR	950	2198	NR
435	11468	NR	565	57516	NR	695	14174	NR	825	1795	NR	955	1936	NR
440	21323	NR	570	61145	NR	700	12303	NR	830	1560	NR	960	1858	NR
445	39520	NR	575	65023	NR	705	10670	NR	835	1592	NR	965	1183	NR
450	51461	NR	580	68883	NR	710	9399	NR	840	1683	NR	970	1720	NR
455	39205	NR	585	71953	NR	715	8320	NR	845	1780	NR	975	2378	NR
460	27949	NR	590	75087	NR	720	7212	NR	850	1939	NR	980	2863	NR
465	23410	NR	595	77461	NR	725	6424	NR	855	1958	NR	985	2933	NR
470	17812	NR	600	78820	NR	730	5661	NR	860	1851	NR	990	2307	NR
475	14177	NR	605	78757	NR	735	4959	NR	865	1941	NR	995	1431	NR
480	14309	NR	610	78335	NR	740	4317	NR	870	1825	NR	1000	2153	NR
485	15862	NR	615	76712	NR	745	3947	NR	875	2023	NR			

REPORT NUMBER: SP1-2312-242-1

Melanopic Flux vs. Wavelength



Melanopic Lumens: 2079.1 M/P: 0.53

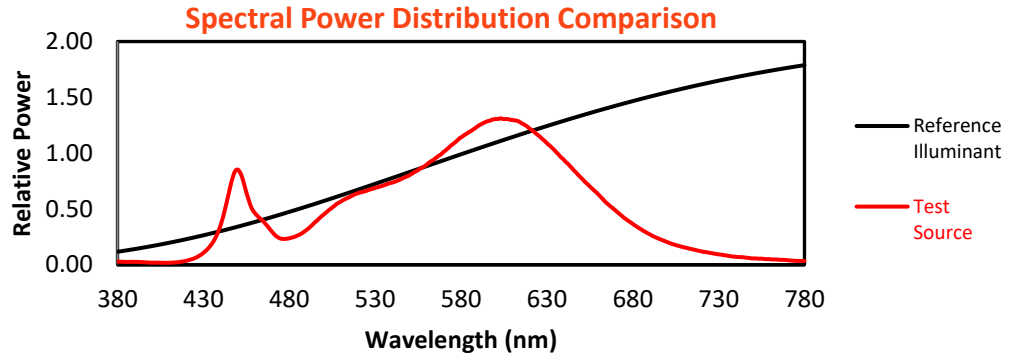
λ (nm)	Power (µW/nm)	Lumens (φ/nm)	λ (nm)	Power (µW/nm)	Lumens (φ/nm)	λ (nm)	Power (µW/nm)	Lumens (φ/nm)	λ (nm)	Power (µW/nm)	Lumens (φ/nm)	λ (nm)	Power (µW/nm)	Lumens (φ/nm)
360	1638	NR	490	18774	NR	620	73569	NR	750	3454	NR	880	2051	NR
365	1662	NR	495	22975	NR	625	70020	NR	755	3312	NR	885	2153	NR
370	1656	NR	500	27096	NR	630	65803	NR	760	3014	NR	890	2009	NR
375	1770	NR	505	30929	NR	635	61387	NR	765	2769	NR	895	1712	NR
380	1729	NR	510	34180	NR	640	56660	NR	770	2504	NR	900	1761	NR
385	1518	NR	515	36518	NR	645	51817	NR	775	2115	NR	905	1983	NR
390	1548	NR	520	38707	NR	650	46959	NR	780	2019	NR	910	1641	NR
395	1397	NR	525	40022	NR	655	42381	NR	785	1959	NR	915	1210	NR
400	1152	NR	530	41531	NR	660	37988	NR	790	1801	NR	920	2137	NR
405	1114	NR	535	42959	NR	665	33226	NR	795	1791	NR	925	1888	NR
410	1082	NR	540	44456	NR	670	29309	NR	800	1854	NR	930	2049	NR
415	1365	NR	545	46323	NR	675	25362	NR	805	2036	NR	935	2328	NR
420	2134	NR	550	48405	NR	680	22111	NR	810	1669	NR	940	2366	NR
425	3614	NR	555	51180	NR	685	19110	NR	815	1640	NR	945	2536	NR
430	6425	NR	560	54143	NR	690	16401	NR	820	1697	NR	950	2198	NR
435	11468	NR	565	57516	NR	695	14174	NR	825	1795	NR	955	1936	NR
440	21323	NR	570	61145	NR	700	12303	NR	830	1560	NR	960	1858	NR
445	39520	NR	575	65023	NR	705	10670	NR	835	1592	NR	965	1183	NR
450	51461	NR	580	68883	NR	710	9399	NR	840	1683	NR	970	1720	NR
455	39205	NR	585	71953	NR	715	8320	NR	845	1780	NR	975	2378	NR
460	27949	NR	590	75087	NR	720	7212	NR	850	1939	NR	980	2863	NR
465	23410	NR	595	77461	NR	725	6424	NR	855	1958	NR	985	2933	NR
470	17812	NR	600	78820	NR	730	5661	NR	860	1851	NR	990	2307	NR
475	14177	NR	605	78757	NR	735	4959	NR	865	1941	NR	995	1431	NR
480	14309	NR	610	78335	NR	740	4317	NR	870	1825	NR	1000	2153	NR
485	15862	NR	615	76712	NR	745	3947	NR	875	2023	NR			

REPORT NUMBER: SP1-2312-242-1

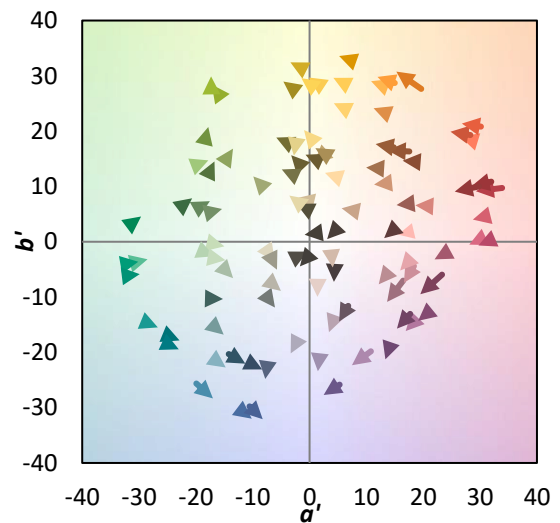
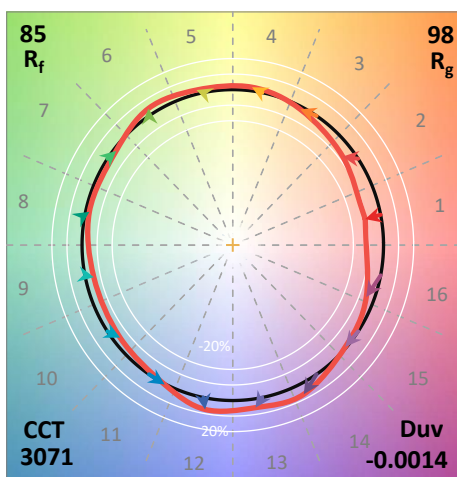
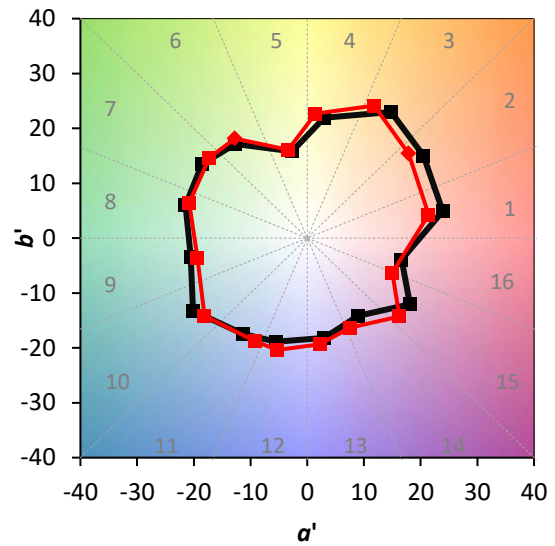
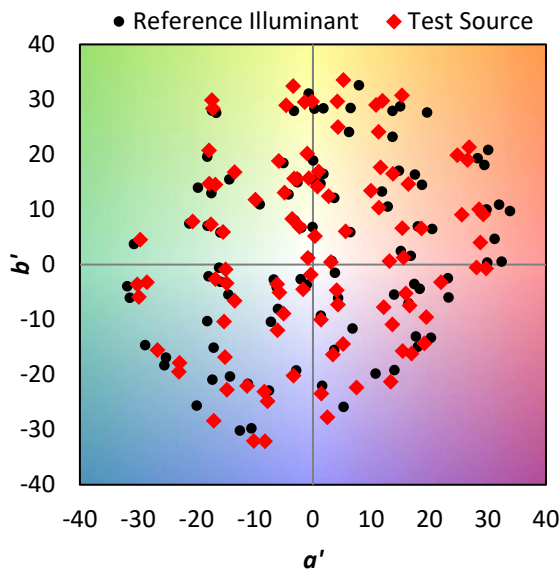
TM-30-18

Summary

$R_f = 85.3$
 $R_g = 97.6$
 CIE $R_a = 83.9$
 $R_9 = 12.3$



Color Vector Graphics

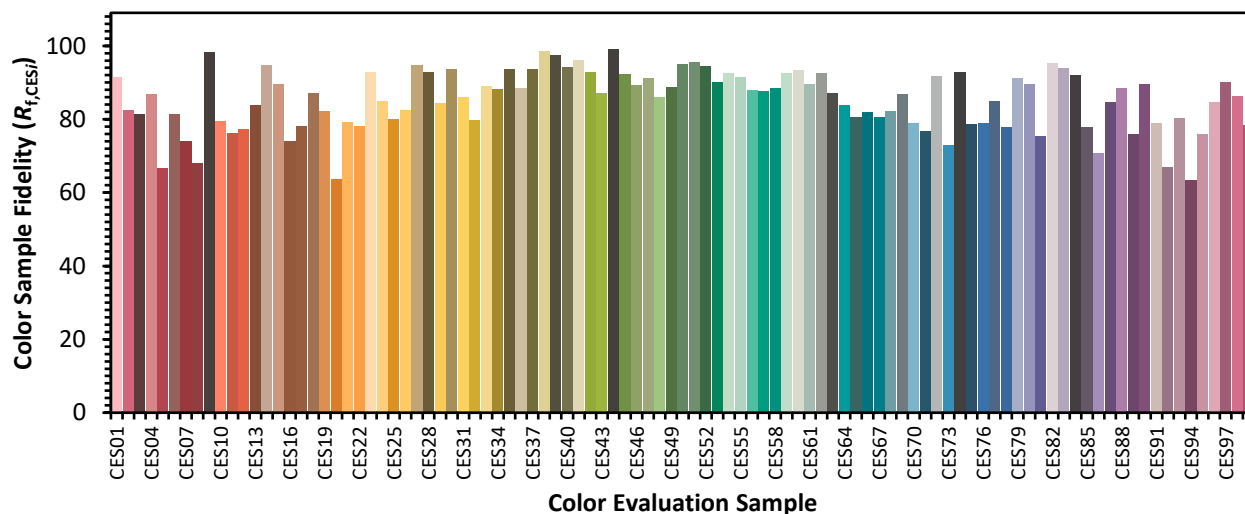


REPORT NUMBER: SP1-2312-242-1

TM-30-18

Individual Sample Fidelity Index ($R_{f,i}$)

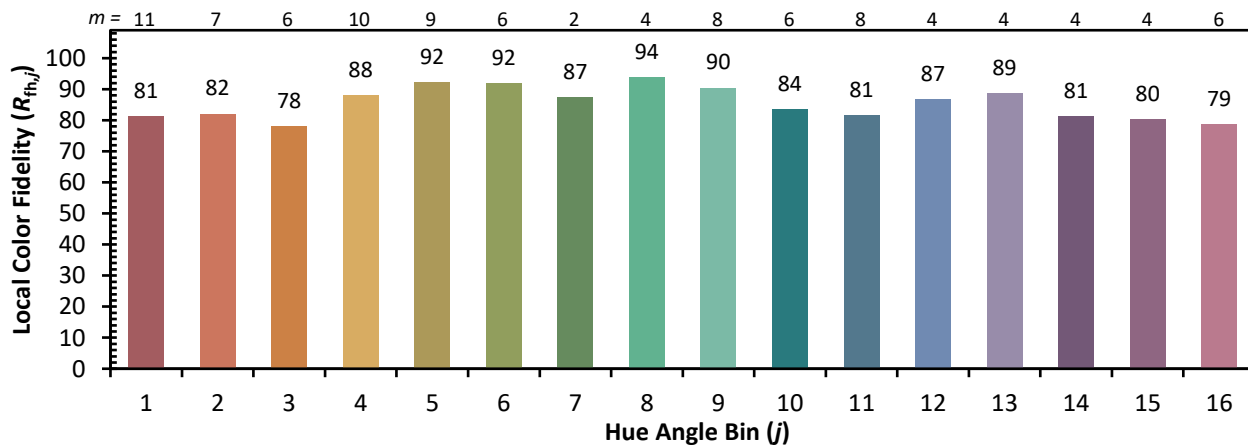
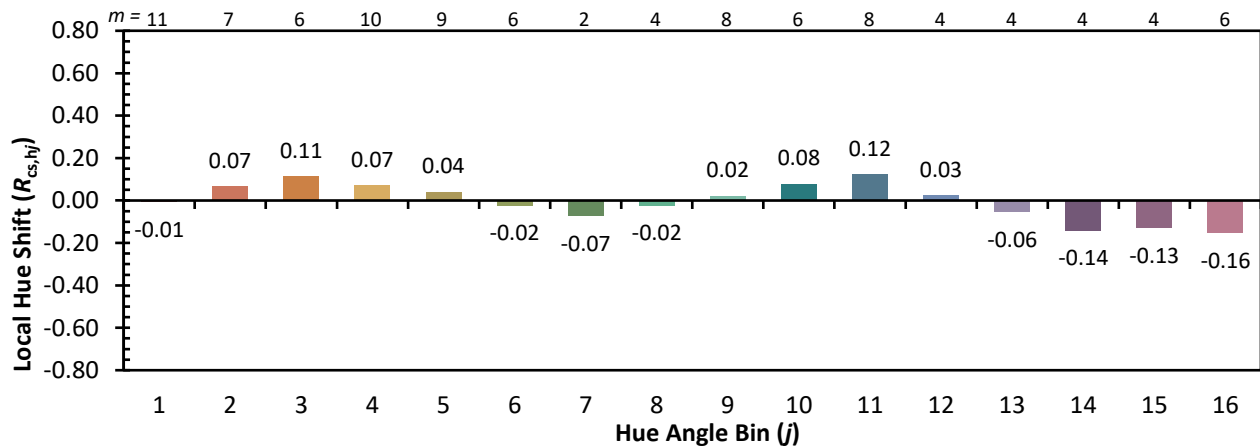
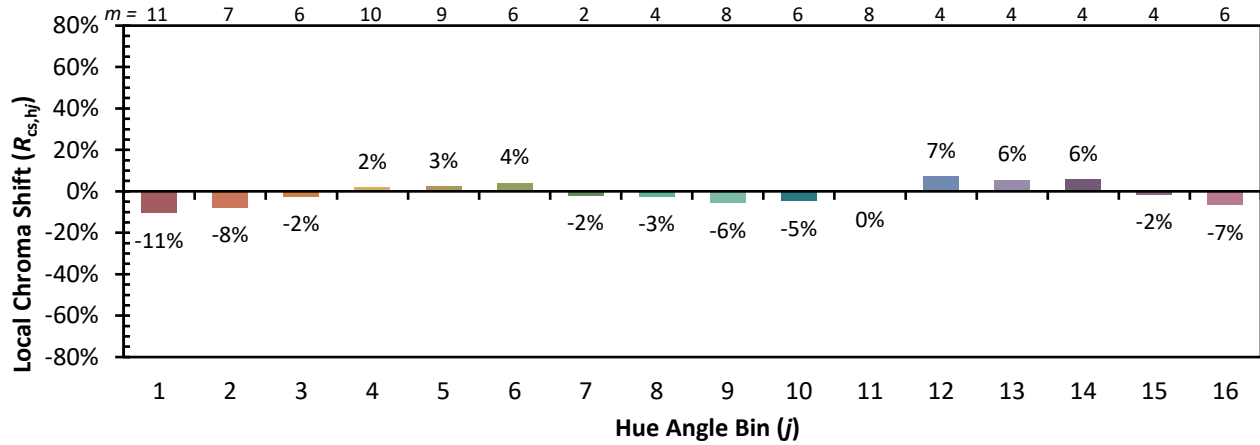
CES01 = 86	CES26 = 82	CES51 = 96	CES76 = 79
CES02 = 63	CES27 = 95	CES52 = 94	CES77 = 85
CES03 = 31	CES28 = 93	CES53 = 90	CES78 = 78
CES04 = 70	CES29 = 84	CES54 = 93	CES79 = 91
CES05 = 50	CES30 = 94	CES55 = 92	CES80 = 90
CES06 = 51	CES31 = 86	CES56 = 88	CES81 = 75
CES07 = 42	CES32 = 80	CES57 = 88	CES82 = 95
CES08 = 41	CES33 = 89	CES58 = 89	CES83 = 94
CES09 = 29	CES34 = 88	CES59 = 93	CES84 = 92
CES10 = 76	CES35 = 94	CES60 = 93	CES85 = 78
CES11 = 59	CES36 = 88	CES61 = 90	CES86 = 71
CES12 = 65	CES37 = 94	CES62 = 93	CES87 = 85
CES13 = 43	CES38 = 98	CES63 = 87	CES88 = 88
CES14 = 74	CES39 = 97	CES64 = 84	CES89 = 76
CES15 = 72	CES40 = 94	CES65 = 81	CES90 = 90
CES16 = 48	CES41 = 96	CES66 = 82	CES91 = 79
CES17 = 50	CES42 = 93	CES67 = 81	CES92 = 67
CES18 = 56	CES43 = 87	CES68 = 82	CES93 = 80
CES19 = 72	CES44 = 99	CES69 = 87	CES94 = 63
CES20 = 67	CES45 = 92	CES70 = 79	CES95 = 76
CES21 = 87	CES46 = 89	CES71 = 77	CES96 = 85
CES22 = 79	CES47 = 91	CES72 = 92	CES97 = 90
CES23 = 92	CES48 = 86	CES73 = 73	CES98 = 86
CES24 = 91	CES49 = 89	CES74 = 93	CES99 = 78
CES25 = 72	CES50 = 95	CES75 = 79	



REPORT NUMBER: SP1-2312-242-1

TM-30-18

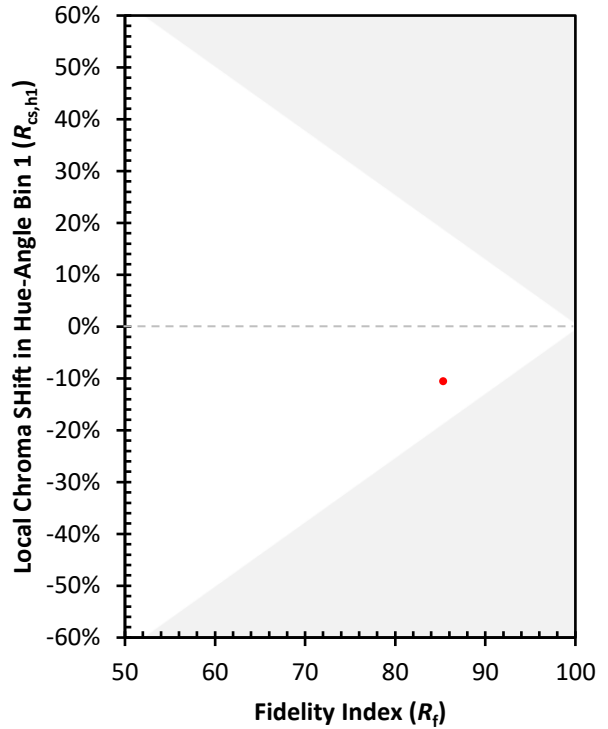
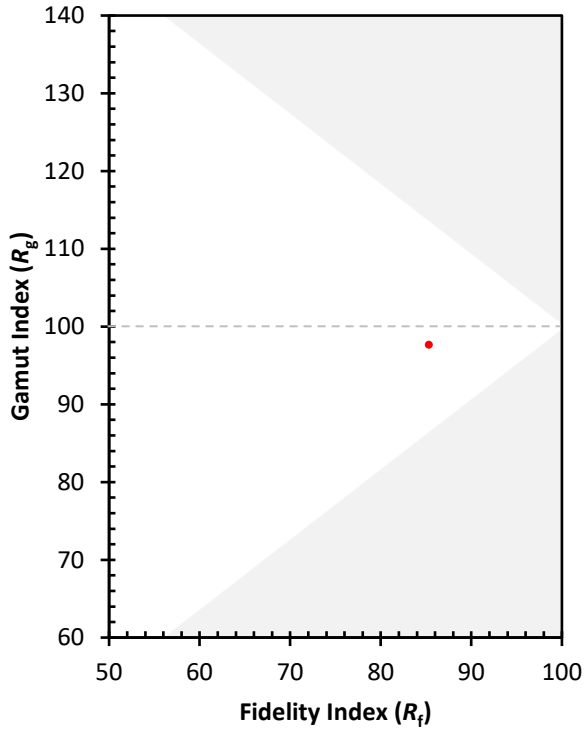
Color Rendition by Hue-Angle Bin



REPORT NUMBER: SP1-2312-242-1

TM-30-18

Measure Comparisons





TEST NUMBER: P958964
 CATALOG NUMBER: CB2-B-030U-120D-830-1D-UNV-STD-W-4

CIE UGR TABLE:

Reflectances:											
Ceiling		0.7	0.7	0.5	0.5	0.3	0.7	0.7	0.5	0.5	0.3
Wall		0.5	0.3	0.5	0.3	0.3	0.5	0.3	0.5	0.3	0.3
Reference plane		0.2	0.2	0.2	0.2	0.2	0.2	0.2	0.2	0.2	0.2
Room dimensions		Viewed crosswise					Viewed endwise				
X=2H	Y=2H	21.24	22.37	21.94	23.09	23.94	20.14	21.27	20.84	21.99	22.84
	3H	22.90	23.92	23.62	24.65	25.53	21.68	22.70	22.40	23.43	24.32
	4H	23.54	24.50	24.28	25.24	26.14	22.27	23.23	23.01	23.97	24.86
	6H	23.96	24.84	24.71	25.59	26.50	22.66	23.54	23.40	24.29	25.20
	8H	24.11	24.96	24.87	25.73	26.64	22.80	23.64	23.56	24.41	25.33
	12H	24.20	25.00	24.96	25.76	26.70	22.87	23.68	23.64	24.44	25.38
4H	2H	21.68	22.64	22.42	23.38	24.27	20.80	21.76	21.54	22.50	23.40
	3H	23.57	24.37	24.32	25.15	26.06	22.56	23.36	23.31	24.14	25.05
	4H	24.33	25.05	25.09	25.83	26.77	23.25	23.97	24.01	24.75	25.69
	6H	24.86	25.49	25.65	26.29	27.24	23.74	24.36	24.52	25.17	26.12
	8H	25.07	25.66	25.86	26.46	27.42	23.93	24.52	24.72	25.32	26.28
	12H	25.19	25.72	26.00	26.54	27.51	24.03	24.56	24.84	25.38	26.35
8H	4H	24.50	25.09	25.29	25.89	26.85	23.54	24.13	24.33	24.93	25.89
	6H	25.16	25.64	25.98	26.48	27.45	24.16	24.64	24.97	25.48	26.45
	8H	25.45	25.88	26.28	26.72	27.70	24.43	24.87	25.26	25.70	26.68
	12H	25.64	26.02	26.47	26.85	27.88	24.60	24.98	25.43	25.81	26.84
12H	4H	24.50	25.02	25.31	25.85	26.81	23.56	24.08	24.37	24.91	25.87
	6H	25.19	25.62	26.02	26.46	27.44	24.22	24.65	25.05	25.49	26.47
	8H	25.52	25.90	26.35	26.73	27.77	24.54	24.92	25.37	25.75	26.79